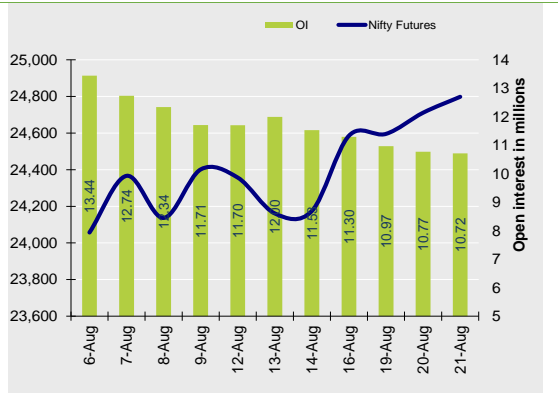


**Nifty Snapshot**

	Close	Prv Cl.	Ab chg	% chg
<b>Spot</b>	24,770.20	24,698.85	71.35	0.29
<b>Futures</b>	24,798.15	24,711.25	86.90	0.35
<b>OI(mlshr)</b>	10.72	10.77	-0.05	-0.50
<b>Vol (lots)</b>	119193	150366	-31173	-20.73
<b>COC</b>	27.95	12.40	15.55	125.4
<b>PCR-OI</b>	1.24	1.27	-0.03	-2.3

**Nifty Futures Price v/s OI**



**Institutional Activity in previous trading session (in Rs cr.)**

	Buy	Sell	Net
Index Futures	3213.23	3941.16	-727.93
Index Options	4672534.48	4650783.01	21751.47
Stock Futures	22409.46	22372.41	37.05
Stock Options	45710.69	43796.08	1914.61
FII Cash	16,888.07	17,687.81	-799.74
DII Cash	13,299.53	10,202.08	3,097.45

**Net FII Activity (in Rs cr.)**

Date	Idx Fut	Stk Fut	Idx Opt	Cash
21-Aug	-727.9	37.0	21751.5	-800
20-Aug	1974.2	2323.4	-12476.6	-1458
19-Aug	-304.0	-213.7	12039.0	-2667
16-Aug	2323.2	8462.4	-10019.5	767
14-Aug	-769.5	-1683.1	-24226.2	-2595
13-Aug	-2421.4	-6091.7	14345.8	-2107

**Technical Pivot (Intraday):**

	S2	S1	PIVOT	R1	R2
NIFTY	24640	24720	24765	24840	24885
BANKNIFTY	50295	50550	50720	50975	51145

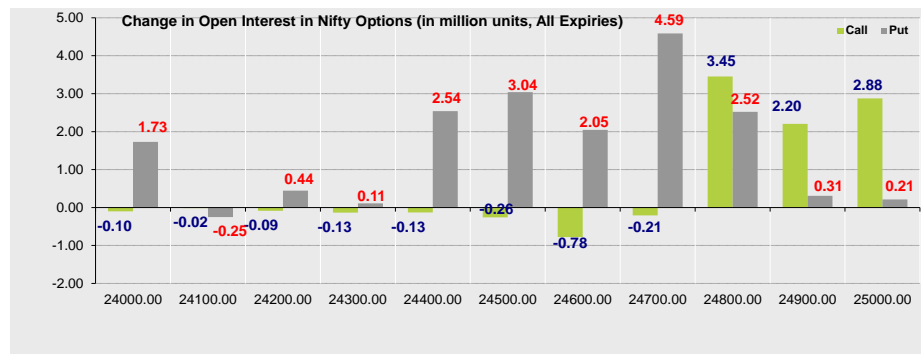
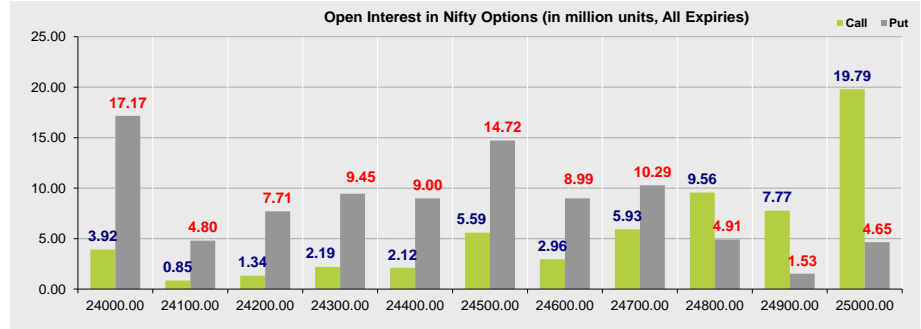
(Price is in Rs; OI is in million units; Price chg and OI chg are in percentage) **NB RESEARCH**

Fresh Longs seen in:					Fresh Shorts seen in:				
Scrip	Price	Price chg	OI	OI Chg	Scrip	Price	Price chg	OI	OI Chg
IPCALAB	1405.0	1.6	3.1	22.4	LALPATHLAB	3298.1	-1.3	1.7	28.8
M&MFIN	307.0	0.8	48.8	12.8	PNB	116.6	-0.8	295.7	11.7
CHAMBLFERT	526.0	3.6	13.8	9.0	FINNIFTY	23200.8	0.0	0.1	8.6
Short Covering seen in:					Long Unwinding seen in:				
Scrip	Price	Price chg	OI	OI Chg	Scrip	Price	Price chg	OI	OI Chg
CROMPTON	467.9	3.1	17.0	-10.2	SHRIRAMFIN	3157.7	0.0	6.1	-3.7
BANDHANBNK	204.2	3.0	94.6	-4.6	NATIONALUM	171.8	-0.4	85.4	-2.8
AARTIIND	625.1	0.7	15.0	-4.0	TECHM	1608.2	-1.1	12.3	-2.1

**Summary**

- Indian markets closed on a positive note where buying was mainly seen in Pharmaceuticals, FMCG, Metals sectors. Nifty Aug Futures closed at 24798.15 (up 86.90 points) at a premium of 27.95 pts to spot.
- FII's were net sellers in Cash to the tune of 799.74 Cr and were net sellers in index futures to the tune of 727.93 Cr.
- India VIX decreased by 3.52% to close at 13.33 touching an intraday high of 14.05.

**Open Interest in Nifty Options:**



- The above second chart shows previous trading day's change in Nifty options where Addition in OI were seen in 24600, 24700, 24800 strike Puts and at 25000, 24900, 24800 strike Calls indicating market is likely to remain positive in the near term.
- Highest OI build-up is seen at 25000 strike Calls and 24000 strike Puts, to the tune of 19.79mn and 17.17mn respectively.

**Outlook on Nifty:**

**Index is likely to open on a positive note today and is likely to remain positive during the day.**

NIFTY50 Options OI (CE OI = Resistance) (PE OI = Support)			
Symbol	Highest CE OI	Highest PE OI	CMP
ADANIPTS	1600	1500	1503
ADANIENT	3200	3000	3124
ASIANPAINT	3200	3000	3153
AXISBANK	1200	1150	1175
BAJAJ-AUTO	10000	9700	9851
BAJAJFINSV	1640	1600	1623
BAJFINANCE	7000	6500	6753
BHARTIARTL	1500	1420	1466
BPCL	350	319.5	352
BRITANNIA	6000	5700	5836
CIPLA	1600	1500	1594
COALINDIA	550	500	532
DIVISLAB	5000	4900	4900
DRREDDY	7100	6900	7060
EICHERMOT	4900	4600	4906
GRASIM	2700	2600	2692
HCLTECH	1640	1640	1680
HDFCBANK	1700	1600	1631
HDFCLIFE	720	700	725
HEROMOTOCO	5300	5000	5299
HINDALCO	700	600	687
HINDUNILVR	2800	2740	2794
ICICIBANK	1220	1150	1177
ITC	510	500	507
INDUSINDBK	1400	1360	1387

NIFTY50 Options OI (CE OI = Resistance) ( PE OI = Support)			
Symbol	Highest CE OI	Highest PE OI	CMP
INFY	1900	1800	1873
IOC	180	170	174
JSWSTEEL	960	900	926
KOTAKBANK	1800	1800	1813
LT	3800	3600	3605
LTIM	5700	5400	5726
M&M	3000	2700	2776
MARUTI	13000	12000	12230
NESTLEIND	2500	2500	2555
NTPC	430	400	409
ONGC	350	320	326
POWERGRID	365	335	338
RELIANCE	3000	3000	3005
SBILIFE	1780	1700	1799
SBIN	900	800	818
SUNPHARMA	1780	1700	1762
TATACONSUM	1200	1214.9	1181
TATAMOTORS	1200	1000	1086
TATASTEEL	170	150	152
TCS	4600	4300	4550
TECHM	1600	1600	1608
TITAN	3600	3500	3569
ULTRACEMCO	11500	11000	11238
UPL	600	550	570
WIPRO	530	500	527

**OI against MWPL**

Symbol	MWPL	Open Interest	Limit for next day	% OI
INDIACEM	44360911	56019300	Ban	126%
BSOFT	32626827	34528000	Ban	106%
AARTIIND	41153022	39923000	Ban	97%
NATIONALUM	178967755	165735000	Ban	93%
HINDCOPPER	65482129	60131150	Ban	92%
IDFCFIRSTB	966311538	851092500	66903461	88%
ABFRL	83419778	73145800	Ban	88%
GNFC	17249403	15120300	Ban	88%
PNB	591377974	515752000	46057075	87%
EXIDEIND	91809066	79695000	7523612	87%
SUNTV	19704232	17068500	Ban	87%
IEX	177845485	153892500	15060710	87%
LICHSGFIN	60244101	50984000	Ban	85%
CHAMBLFERT	31488204	26611400	3302393	85%
PEL	24116103	20349750	Ban	84%
GRANULES	29633038	24738000	Ban	83%
NMDC	229794455	191286000	27018732	83%
CONCOR	55081874	45614000	6713780	83%
LTF	167461848	137054792	22033963	82%
ABCAPITAL	161899049	131976000	21828096	82%
BALRAMCHIN	23040698	18713600	Ban	81%
BIOCON	93845890	75902500	13251095	81%
BATAINDIA	12812405	10344375	1827409	81%
SBICARD	59683524	48136000	8563347	81%
IDEA	7934775627	6343240000	1194796845	80%
MANAPPURAM	109626743	87612000	16533405	80%
BANDHANBNK	193370862	153330800	30371518	79%
SAIL	289139949	229152000	45530951	79%
IRCTC	60165566	47669125	9488162	79%
RBLBANK	121256568	95807500	19386239	79%
BANKBARODA	372635498	294047325	59956398	79%
HAL	37934515	29852400	6185389	79%
CANBK	672420574	524421000	114378545	78%

**OI against MWPL**

Symbol	MWPL	Open Interest	Limit for next day	% OI
INDIAMART	6087018	4722300	1060367	78%
METROPOLIS	5160312	3887200	1015096	75%
ACC	16266067	12163500	3289263	75%
ADANIANT	57646033	42893100	11870631	74%
DIXON	7988703	5742900	1846367	72%
PVRINOX	14163124	10032143	3422824	71%
GMRINFRA	716538553	503550000	177161625	70%
VEDL	339787241	237642900	85154978	70%
BHEL	256482590	175048125	68610335	68%
ESCORTS	6768976	4514675	1915852	67%
NAVINFLUOR	7060735	4707675	2000023	67%
POLYCAB	10518888	6768375	3224568	64%
ZYDUSLIFE	50353988	32303700	15532588	64%
TATAPOWER	339616396	216436050	106199526	64%
TATACHEM	31601465	20033200	9988191	63%
RAMCOCEM	27272201	17224400	8684190	63%
OFSS	4732126	2980600	1514919	63%
UPL	101555620	63698700	32779139	63%
APOLLOTYRE	79567108	49585600	26003152	62%
M&MFIN	118003973	71850000	40253774	61%
MCX	10180563	6044000	3627534	59%
ASHOKLEY	282419403	164925000	103373432	58%
INDUSTOWER	258462437	145309200	100230115	56%
CANFINHOME	18644752	10405200	7307314	56%
VOLTAS	46126252	25630200	18189739	56%
JUBLFOOD	76153623	42202500	30143441	55%
HINDPETRO	191910891	105437700	76877646	55%
IDFC	319996887	171510000	132487042	54%
LAURUSLABS	78528143	42083500	32518235	54%
LTTS	5568481	2920800	2369256	52%
LUPIN	48342192	24916050	21009032	52%
DLF	128335464	66009900	55908790	51%
GLENMARK	30111993	15428000	13178393	51%

**Derivative Recommendations:**

Stock Name	Call (Buy/Sell)	Entry price	Targets	Stop Loss	Duration	Status
HINDCOPPER 330CE	Buy	5.3	10	2	1-2 Days	Open
BANKNIFTY Future	Buy	50600	51400	50200	1-2 Days	Open

**FROM THE EQUITY DERIVATIVE DESK:**

**NIRAV HARISH CHHEDA**  
AVP - DERIVATIVES AND TECHNICAL RESEARCH  
E-Mail: [nirav.chheda@nirmalbang.com](mailto:nirav.chheda@nirmalbang.com)  
Tel no: 6273-8199/8000

**AMIT BHUPTANI**  
SNR.DERIVATIVES AND TECHNICAL RESEARCH ANALYST  
E-Mail: [amit.bhuptani@nirmalbang.com](mailto:amit.bhuptani@nirmalbang.com)  
Tel no: 6273-8242/8000

**DISCLOSURES**

Research Reports that are published by Nirmal Bang Securities Private Limited (hereinafter referred to as "NBSPL") are for private circulation only. NBSPL is a registered Research Analyst under SEBI (Research Analyst) Regulations, 2014 having Registration no. INH000001766. NBSPL is also a registered Stock Broker with National Stock Exchange of India Limited, BSE Limited, Metropolitan Stock Exchange of India Limited, Multi Commodity Exchange of India Limited, National Commodity and Derivative Exchange Limited and Indian Commodity Exchange Limited in cash and Equity and Commodities derivatives segments.

NBSPL has other business divisions with independent research teams separated by Chinese walls, and therefore may, at times, have different or contrary views on stocks and markets.

NBSPL or its associates have not been debarred / suspended by SEBI or any other regulatory authority for accessing / dealing in securities Market. NBSPL, its associates or analyst or his relatives do not hold any financial interest (Except Investment) in the subject company. NBSPL or its associates or Analyst do not have any conflict or material conflict of interest at the time of publication of the research report with the subject company. NBSPL or its associates or Analyst or his relatives may or may not hold beneficial ownership of 1% or more in the subject company at the end of the month immediately preceding the date of publication of this research report.

NBSPL or its associates / analyst has not received any compensation / managed or co-managed public offering of securities of the company covered by Analyst during the past twelve months. NBSPL or its associates have not received any compensation or other benefits from the company covered by Analyst or third party in connection with the research report. Analyst has not served as an officer, director or employee of Subject Company. NBSPL / analyst has not been engaged in market making activity of the subject company.

Analyst Certification: The research analysts and authors of these reports, hereby certify that the views expressed in this research report accurately reflects my/our personal views about the subject securities, issuers, products, sectors or industries. It is also certified that no part of the compensation of the analyst(s) was, is, or will be directly or indirectly related to the inclusion of specific recommendations or views in this research. The analyst(s) principally responsible for the preparation of this research report and has taken reasonable care to achieve and maintain independence and objectivity in making any recommendations.

**DISCLAIMER**

This report is for the personal information of the authorized recipient and does not construe to be any investment, legal or taxation advice to you. NBSPL is not soliciting any action based upon it. Nothing in this research shall be construed as a solicitation to buy or sell any security or product, or to engage in or refrain from engaging in any such transaction. In preparing this research, we did not take into account the investment objectives, financial situation and particular needs of the reader.

This research has been prepared for the general use of the clients of NBSPL and must not be copied, either in whole or in part, or distributed or redistributed to any other person in any form. If you are not the intended recipient you must not use or disclose the information in this research in any way. Though disseminated to all the customers simultaneously, not all customers may receive this report at the same time. NBSPL will not treat recipients as customers by virtue of their receiving this report. This report is not directed or intended for distribution to or use by any person or entity resident in a state, country or any jurisdiction, where such distribution, publication, availability or use would be contrary to law, regulation or which would subject NBSPL & its group companies to registration or licensing requirements within such jurisdictions.

The report is based on the information obtained from sources believed to be reliable, but we do not make any representation or warranty that it is accurate, complete or up-to-date and it should not be relied upon as such. We accept no obligation to correct or update the information or opinions in it. NBSPL or any of its affiliates or employees shall not be in any way responsible for any loss or damage that may arise to any person from any inadvertent error in the information contained in this report. NBSPL or any of its affiliates or employees do not provide, at any time, any express or implied warranty of any kind, regarding any matter pertaining to this report, including without limitation the implied warranties of merchantability, fitness for a particular purpose, and non-infringement. The recipients of this report should rely on their own investigations.

This information is subject to change without any prior notice. NBSPL reserves its absolute discretion and right to make or refrain from making modifications and alterations to this statement from time to time. Nevertheless, NBSPL is committed to providing independent and transparent recommendations to its clients, and would be happy to provide information in response to specific client queries.

Before making an investment decision on the basis of this research, the reader needs to consider, with or without the assistance of an adviser, whether the advice is appropriate in light of their particular investment needs, objectives and financial circumstances. There are risks involved in securities trading. The price of securities can and does fluctuate, and an individual security may even become valueless. International investors are reminded of the additional risks inherent in international investments, such as currency fluctuations and international stock market or economic conditions, which may adversely affect the value of the investment. Opinions expressed are subject to change without any notice. Neither the company nor the director or the employees of NBSPL accept any liability whatsoever for any direct, indirect, consequential or other loss arising from any use of this research and/or further communication in relation to this research. Here it may be noted that neither NBSPL, nor its directors, employees, agents or representatives shall be liable for any damages whether direct or indirect, incidental, special or consequential including lost revenue or lost profit that may arise from or in connection with the use of the information contained in this report.

Copyright of this document vests exclusively with NBSPL. Our reports are also available on our website [www.nirmalbang.com](http://www.nirmalbang.com)